MALE END VIEW	FEMALE END VIEW
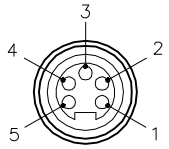	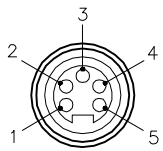
1 = BARE (SHIELD) 2 = RED (+ VOLTAGE) 3 = BLACK (− VOLTAGE) 4 = WHITE (CAN_H) 5 = BLUE (CAN_L)	1 = BARE (SHIELD) 2 = RED (+ VOLTAGE) 3 = BLACK (− VOLTAGE) 4 = WHITE (CAN_H) 5 = BLUE (CAN_L)
mini fast. DeviceNet™	mini fast. DeviceNet™

SPECIFICATIONS

CONTACT CARRIER MATERIAL	TPU/BLUE−GRAY
MOLDED HEAD MATERIAL/COLOR	TPU/BLUE−GRAY
CONTACT MATERIAL/PLATING	BRASS/GOLD
COUPLING NUT MATERIAL/FINISH	STAINLESS STEEL/PASSIVATED
RATED CURRENT [A]	9.0 A
RATED VOLTAGE [V]	600 V
OUTER JACKET MATERIAL/COLOR	PVC/GRAY
CONDUCTOR INSULATION MATERIAL	FOAMED HDPE (DATA), PVC (POWER)
NUMBER OF CONDUCTORS [AWG]	2x15 AWG, 2x18 AWG, 18 AWG DRAIN
SHIELDING	FOIL (PAIRS), FOIL (OVERALL), T−C BRAID
TEMPERATURE RANGE	−40°C to +80°C (−40°F to +176°F)
PROTECTION CLASS	NEMA 1,3,4,4X,6P,12 & IECIP67,IP68,IP69,IP69K

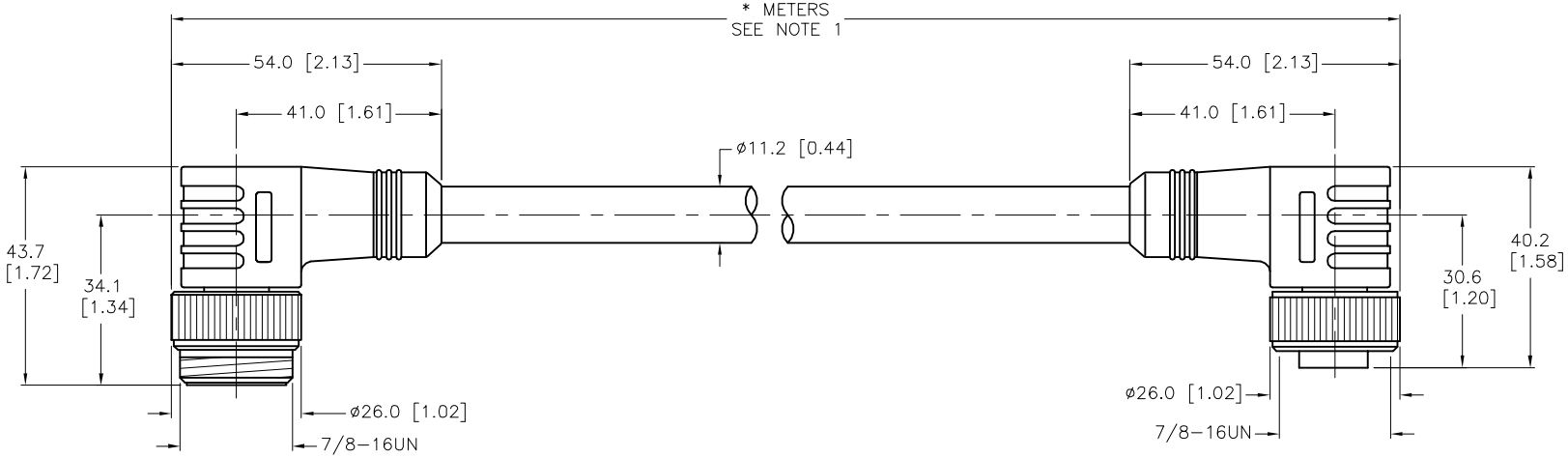

CABLE LENGTH	TOLERANCE *
ALL LENGTHS	+ 4% (OR 50mm) OF LENGTH − 0% (OR 0mm) OF LENGTH WHICHEVER IS GREATER
STRIP LENGTH	**TOLERANCE ***
0−7mm	±0.5mm
8−29mm	±1.0mm
30−49mm	±2.0mm
50−69mm	±3.0mm
70−100mm	±4.0mm
OVER 100mm	±5.0mm
* UNLESS OTHERWISE SPECIFIED	

SOURCE DRAWING - FOR REFERENCE ONLY

NOTES:

1. "*" INDICATES CABLE LENGTH IN METERS. CONTACT TURCK TO ORDER SPECIFIC LENGTHS.

REV	DESCRIPTION	BY	DATE	ECO NO.
G	UPDATE PROTECTION CLASS	CBM	04/13/21	76628

RELATED DOCUMENTS
1.
2.
3.
4.

3RD ANGLE PROJECTION

THIS DRAWING IS CONFIDENTIAL AND THE PROPERTY OF TURCK INC. USE OF THIS DOCUMENT WITHOUT WRITTEN PERMISSION IS PROHIBITED.

TURCK
3000 CAMPUS DRIVE
MINNEAPOLIS, MN 55441
1−800−544−7769
(763) 553−7300
(763) 553−0708 fax
www.turck.us

MATERIAL

FINISH

ALL DIMENSIONS DISPLAYED ON THIS DRAWING ARE FOR REFERENCE ONLY

CONTACT TURCK FOR MORE INFORMATION

DRFT RDS | DATE 07/01/04
APVD | SCALE 1=1.5

UNIT OF MEASUREMENT
MILLIMETER [INCH]
DO NOT SCALE THIS DRAWING

DESCRIPTION: WSV WKV 579−*M

IDENTIFICATION NO.

REV: G

FILE: 777005353

SHEET 1 OF 1